





# Championing Code Documentation

Sharing well-documented code along with research data has become essential in today's data-driven computational science.











**WHY?**


-  Your future self will appreciate the reminder
-  Others will be able to reuse your code and build upon it
-  You will be cited and get credit for your work
-  Your work will be more transparent and reproducible

**WHAT?**

-  Specification of what the code does
-  Description of why the code was written that way
-  Procedures on how one can use it
-  Requirements and conditions for reuse

**HOW?**


-  Document as you progress. Do not leave it for last!
-  Use Git or another version control system to track and manage changes in your code.
-  If more than one code, specify their sequence of execution and name files accordingly.
-  Create a master file to run all your codes sequentially.
-  Always use relative paths in your code when calling or saving files.
-  Describe the computing environment and all dependencies needed to run the code.
-  Ensure that all variables and values in your dataset are clearly labeled and match the code.
-  Identify the creators of the code and the last update date.
-  Specify the license governing your code.
-  Add inline comments to your code to help others understand it.



## When adding inline comments to your code, consider these rules:

1. Comments should not duplicate the code.
2. If you can't write a clear comment, the code may have a problem.
3. Explain unidiomatic code in comments.
4. Provide links to the source of copied code.
5. Add comments when fixing bugs or marking incomplete implementations.

Learn more: <https://bit.ly/3xyzqU1>

 Need help? Contact us:  
rds@library.ucsb.edu

UC SANTA BARBARA  
Library