





README, please!

A README is a simple text master file that should include information and metadata about other files in a directory. It should describe the underlying data of your project, and how files are logically associated with one another, in order to make them interpretable and reusable.

TOP TIPS!

-  Write your README as a plain text file
-  Use standardized formats
-  Follow existing scientific conventions for your discipline
-  Place the README in the same directory as the data files



Have a question or want some feedback on your README?
rds@library.ucsb.edu

How to organize your README

1. General information

Include information about the provenance of the dataset

2. Data and file overview

Describe all files and how they relate to each other

3. Sharing and accessing information

Add licenses or restrictions, links to related-publications and other publicly accessible locations, and the recommended citation for the data


4. Methodological information

Specify the methods adopted to collect or generate and processing the data

5. Data-specific information

List all variables, units of measurement, codes, and symbols used to record data and missing data

Scan the QR code for a customizable template!



<http://tiny.cc/README>